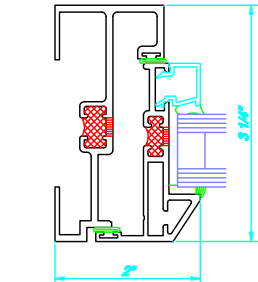
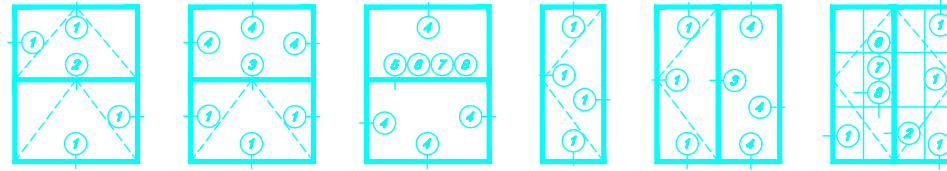
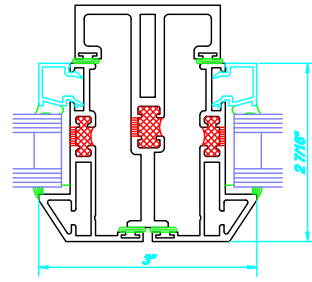


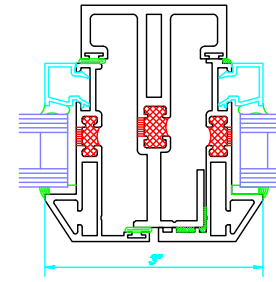
# SERIES 9420



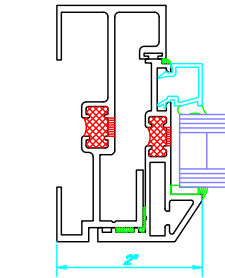
1 JAMB @ PROJECT OUT VENT  
HEAD AND SILL SIMILAR



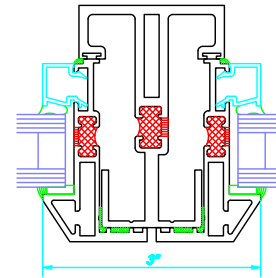
2 VERTICAL INTERMEDIATE  
PROJECT OUT VENT / PROJECT OUT VENT  
HORIZONTAL SIMILAR



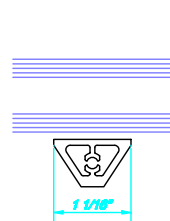
3 VERTICAL INTERMEDIATE  
PROJECT OUT VENT / FIXED  
HORIZONTAL SIMILAR



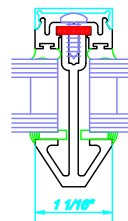
4 JAMB @ FIXED  
HEAD AND SILL SIMILAR



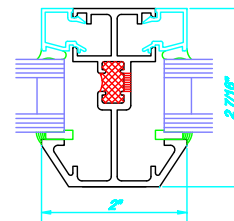
5 VERTICAL INTERMEDIATE  
FIXED / FIXED  
HORIZONTAL SIMILAR



6 VERTICAL APPLIED GRID  
HORIZONTAL SIMILAR



7 VERTICAL MUNTIN  
HORIZONTAL SIMILAR



8 VERTICAL MUNTIN  
HORIZONTAL SIMILAR